

268977485

# BHILWARA TEX-FIN LIMITED

129, Transport Centre, New Rohtak Road, Punjabi Bagh, New Delhi-110035  
Ph. : 28315036, Fax : 28315044

Ref No. BTFL/BSE-2012-13-70

Dated 16/07/12

To  
The Manager (Listing)  
**Bombay Stock Exchange Limited**  
Floor 25, P.J. Towers,  
Dalal Street  
Mumbai- 400001

**Sub: Shareholding Pattern under clause 35 of Listing Agreement for the quarter ended on 30th June, 2012.**

Sir,


Please find enclosed a copy of Shareholding Pattern in accordance of Clause 35 of Listing Agreement for the quarter ended 30th June, 2012.

Kindly take the same for record & oblige.

Thanking You,

Yours faithfully,  
For **Bhilwara Tex-Fin Limited**

Authorised Signatory



Encl: as above

Introductory sub-table (I)(a)			
BHILWARA TEX-FIN LIMITED			
530879, BHILTEX, Equity Shares			
30th June, 2012			
Name of the Company	No. of Partly paid up shares	As a % of total Number of partly paid up shares	As a % of total Number of shares of the Company.
Scrip Code, Name of Scrip, Class of security			
Quarter ended			
Partly paid up shares:			
Held by Promoter/ Promoter Group	NIL	N.A.	N.A.
Held by Public	NIL	N.A.	N.A.
<b>Total</b>	NIL	N.A.	N.A.
<b>Outstanding Convertible Securities :</b>	<b>Number of outstanding securities</b>	<b>As a % of total Number of outstanding Convertible Securities</b>	<b>As a % of total Number of shares of the Company assuming full conversion of the Convertible Securities.</b>
Held by Promoter/ Promoter Group	NIL	N.A.	N.A.
Held by Public	NIL	N.A.	N.A.
<b>Total</b>	NIL	N.A.	N.A.
<b>Warrant:</b>	<b>Number of warrants</b>	<b>As a % of total Number of warrants</b>	<b>As a % of total Number of shares of the Company assuming full conversion of warrants.</b>
Held by Promoter/ Promoter Group	NIL	N.A.	N.A.
Held by Public	NIL	N.A.	N.A.
<b>Total</b>	NIL	N.A.	N.A.
<b>Total Paid-up capital of the company assuming full conversion of warrants and convertible securities in rupees</b>			<b>35,027,000</b>




**Statement Showing Shareholding Pattern - Bhilwara Tex-Fin Limited**

**Table (I) (a)**

Category code	Category of Shareholder	Number of Shareholders	Total number of shares	Number of shares held in dematerialized form	Total shareholding as a percentage of total number of shares		Shares Pledged or otherwise encumbered*	
					As a percentage of (A+B) (VI)	As a percentage of (A+B+C) (VII)	Number of shares (VIII)	As a percentage IX=(VIII)/(IV)*100
(I)	(II)	(III)	(IV)	(V)	(VI)	(VII)	(VIII)	IX=(VIII)/(IV)*100
(A)	Shareholding of Promoter and Promoter Group							
1	Indian							
(a)	Individuals/ Hindu Undivided Family	-	-	-	-	-	Nil	N.A.
(b)	Central Government/ State Government(s)	-	-	-	-	-	Nil	N.A.
(c)	Bodies Corporate	1	1,467,800	1,467,800	41.90	41.90	Nil	N.A.
(d)	Financial Institutions/ Banks	-	-	-	-	-	Nil	N.A.
(e)	Any Others(Specify)	-	-	-	-	-	Nil	N.A.
	<b>Sub Total(A)(1)</b>	<b>1</b>	<b>1,467,800</b>	<b>1,467,800</b>	<b>41.90</b>	<b>41.90</b>	<b>Nil</b>	<b>N.A.</b>
2	Foreign							
a	Individuals (Non-Residents Individuals/ Foreign Individuals)							
b	Bodies Corporate	-	-	-	-	-	Nil	N.A.
c	Institutions	-	-	-	-	-	Nil	N.A.
d	Qualified Foreign Investor	-	-	-	-	-	Nil	N.A.
e	Any Others(Specify)	-	-	-	-	-	Nil	N.A.
	<b>Sub Total(A)(2)</b>	<b>-</b>	<b>-</b>	<b>-</b>	<b>-</b>	<b>-</b>	<b>Nil</b>	<b>N.A.</b>
	<b>Total Shareholding of Promoter and Promoter Group (A)= (A)(1)+(A)(2)</b>	<b>1</b>	<b>1,467,800</b>	<b>1,467,800</b>	<b>41.90</b>	<b>41.90</b>	<b>Nil</b>	<b>N.A.</b>



Category code	Category of Shareholder	Number of Shareholders	Total number of shares	Number of shares held in dematerialized form	Total shareholding as a percentage of total number of shares		Shares Pledged or otherwise encumbered*
					As a percentage of (A+B) (VI)	As a percentage of (A+B+C) (VII)	
(I)	(II)	(III)	(IV)	(V)	(VI)	(VII)	IX=(VII)/(IV)*100
(B)	Public shareholding						
B 1	Institutions						
(a)	Mutual Funds/ UTI	-	-	-	-	Nil	N.A.
(b)	Financial Institutions / Banks	-	-	-	-	Nil	N.A.
(c)	Central Government/ State Government(s)	-	-	-	-	Nil	N.A.
(d)	Venture Capital Funds	-	-	-	-	Nil	N.A.
(e)	Insurance Companies	-	-	-	-	Nil	N.A.
(f)	Foreign Institutional Investors	-	-	-	-	Nil	N.A.
(g)	Foreign Venture Capital Investors	-	-	-	-	Nil	N.A.
(h)	Qualified Foreign Investor	-	-	-	-	Nil	N.A.
(i)	Any Other (specify)	-	-	-	-	Nil	N.A.
	Sub-Total (B)(I)	-	-	-	-	Nil	N.A.
B 2	Non-institutions						
(a)	Bodies Corporate	12	282,299	1,599	8.0595	8.06	N.A.
(b)	Individuals						
I	i. Individuals- Individual shareholders holding nominal share capital up to Rs 1 lakh	736	1,017,201	31,501	29.04	29.04	N.A.
II	ii. Individual shareholders holding nominal share capital in excess of Rs. 1 lakh.	16	735,000	-	20.98	20.98	N.A.
(c)	Qualified Foreign Investor	-	-	-	-	-	N.A.
(d)	Any Other (specify)	-	-	-	-	Nil	N.A.
(d-i)	Non-Resident Indian	1	400	-	0.01	0.01	N.A.
(d-ii)	Clearing Member	-	-	-	-	Nil	N.A.
(d-iii)	Clearing House	-	-	-	-	Nil	N.A.



Category code	Category of Shareholder	Number of Shareholders	Total number of shares	Number of shares held in dematerialized form	Total shareholding as a percentage of total number of shares		Shares Pledged or otherwise encumbered*	
					As a percentage of (A+B)	As a percentage of (A+B+C)	Number of shares	As a percentage
(I)	(II)	(III)	(IV)	(V)	(VI)	(VII)	(VIII)	IX=(VIII)/(IV)*100
	Sub-Total (B)(2)	765	2,034,900	33,100	58.10	58.10	Nil	N.A.
(B)	Total Public Shareholding (B)=(B)(1)+(B)(2)	765	2,034,900	33,100	58.10	58.10	Nil	N.A.
	TOTAL (A)+(B)	766	3,502,700	1,500,900	100.00	100.00	Nil	N.A.
(C)	Shares held by Custodians and against which Depository Receipts have been issued:							
	Promoter and Promoter Group	-	-	-	-	-	Nil	N.A.
	Public	-	-	-	-	-	Nil	N.A.
	Sub Total (C)	-	-	-	-	-	Nil	N.A.
	GRAND TOTAL (A)+(B)+(C)	766	3,502,700	1,500,900	100.00	100.00	Nil	N.A.
	* Information of Pledged/encumbered shares are in respect of Promoter/ Promoter Group only.							



**(D)(b) Statement showing Shareholding of securities ( including shares, warrants, convertible securities) of persons belonging to the category to Promoters and Promoter Group**


Sr. No.	Name of the shareholder	Details of shares held		Encumbered shares (*)			Details of warrants		Details of convertible securities		Total shares (including underlying shares assuming full conversion of warrants and convertible securities) as a % of diluted share capital
		Number of shares	As a % of grand total (A)+(B)+(C)	No.	As a percentage	As a % of grand total (A)+(B)+(C) of sub-clause (D)(a)	Number of warrants held	As a % total number of warrants of the same class	Number of convertible securities held	As a % total number of convertible securities of the same class	
(i)	(ii)	(iii)	(iv)	(v)	(vi) = (v)/(iii) *100	(vii)	(viii)	(ix)	(x)	(xi)	(xii)
1	SAINIK MINING AND ALLIED SERVICES LIMITED	1,467,800	41.90	-	-	-	-	-	-	-	-
<b>Total</b>		<b>1,467,800</b>	<b>41.90</b>	<b>-</b>	<b>-</b>	<b>-</b>	<b>-</b>	<b>-</b>	<b>-</b>	<b>-</b>	<b>-</b>

\* Information of Pledged/encumbered shares are in respect of Promoter/ Promoter Group only.



**(D)(c)(i) Statement showing holding of securities (including shares, warrants, convertible securities) of persons belonging to the category "Public" and holding more than 1% of the total number of shares**

Sr. No.	Name of the shareholder	Number of shares held	Shares as a percentage of total number of shares {i.e., Grand Total (A)+(B)+(C) indicated in Statement at para (D)(a) above}	Details of warrants		Details of convertible securities		Total shares (including underlying shares assuming full conversion of warrants and convertible securities) as a % of diluted share capital
				Number of warrants held	As a % total number of warrants of the same class	Number of convertible securities held	% w.r.t total number of convertible securities of the same class	
1	ARCHANA AGARWAL	243100	6.94	Nil	-	-	Nil	Nil
2	LAXMI SYNTHETIC AND PACKING PVT. LTD.	82700	2.36	Nil	-	-	Nil	Nil
3	CHHOTELAL PAREKH	69400	1.98	Nil	-	-	Nil	Nil
4	USHA JHAVERI	59500	1.70	Nil	-	-	Nil	Nil
5	JAMANA LAL LADDHA	49500	1.41	Nil	-	-	Nil	Nil
6	SATYAM POLYTEX PRIVATE LIMITED	49500	1.41					
7	DHRUVA CAPITALS LIMITED	49500	1.41					
8	DOOGAR & ASSOCIATES SECURITIES LIMITED	49500	1.41					
9	MANGAL RAM WADHWANI	39600	1.13					
	<b>Total</b>	<b>692,300</b>	<b>19.76</b>	<b>Nil</b>	<b>-</b>	<b>-</b>	<b>Nil</b>	<b>Nil</b>



**(D)(c)(ii) Statement showing holding of securities (including shares, warrants, convertible securities) of persons (together with PAC) belonging to the category "Public" and holding more than 5% of the total number of shares of the company**


Sr. No.	Name of the shareholder	Number of shares held	Shares as a percentage of total number of shares {i.e., Grand Total (A)+(B)+(C) indicated in Statement at para (D)(a) above}	Details of warrants		Details of convertible securities		Total shares (including underlying shares assuming full conversion of warrants and convertible securities) as a % of diluted share capital
				Number of warrants held	As a % total number of warrants of the same class	Number of convertible securities held	% w.r.t total number of convertible securities of the same class	
1	ARCHANA AGARWAL	243100	6.94	Nil	-	-	Nil	Nil
	<b>Total</b>	<b>243,100</b>	<b>6.94</b>	Nil	-	-	Nil	Nil





**(D)(d) Statement showing details of locked-in shares**

Sr. No.	Name of the shareholder	Number of locked-in shares	Locked-in shares as a percentage of total number of shares {i.e., Grand Total (A)+(B)+(C) indicated in Statement at para (D)(a) above}
1	Nil	-	-
2	Nil	-	-
3	Nil	-	-
4	Nil	-	-
5	Nil	-	-
6	Nil	-	-
7	Nil	-	-
8	Nil	-	-
9	Nil	-	-
<b>TOTAL</b>		-	-



(D)(a) Statement showing details of Depository Receipts (DRs)

Sr. No.	Type of outstanding DR (ADRs, GDRs, SDRs, etc.)	Number of outstanding DRs	Number of shares underlying outstanding DRs	Shares underlying outstanding DRs as a percentage of total number of shares (i.e., Grand Total (A)+(B)+(C) indicated in Statement at para (D)(a) above}
1	Nil	-	-	-
2	Nil	-	-	-
3	Nil	-	-	-
4	Nil	-	-	-
5	Nil	-	-	-
6	Nil	-	-	-
7	Nil	-	-	-
8	Nil	-	-	-
9	Nil	-	-	-
<b>TOTAL</b>		-	-	-



(II)(b) Statement showing Holding of Depository Receipts (DRs), where underlying shares held by promoters/ promoters group are in excess of 1% of the total number of shares

Sr. No.	Name of the DR Holder	Type of outstanding DR (ADRs, GDRs, SDRs, etc.)	Number of shares underlying outstanding DRs	Shares underlying outstanding DRs as a percentage of total number of shares {i.e., Grand Total (A)+(B)+(C) indicated in Statement at para (D)(a) above}
1	Nil	-	-	-
2	Nil	-	-	-
3	Nil	-	-	-
4	Nil	-	-	-
5	Nil	-	-	-
6	Nil	-	-	-
7	Nil	-	-	-
8	Nil	-	-	-
9	Nil	-	-	-
<b>TOTAL</b>		-	-	-

